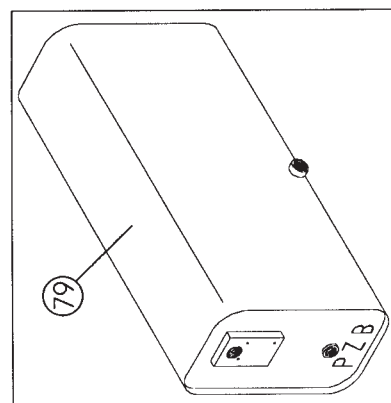
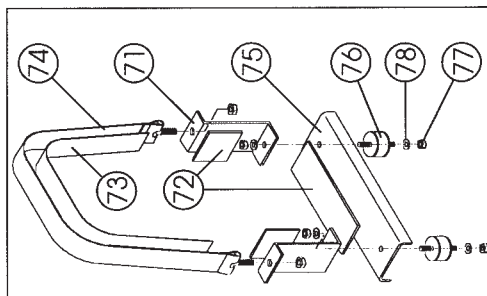
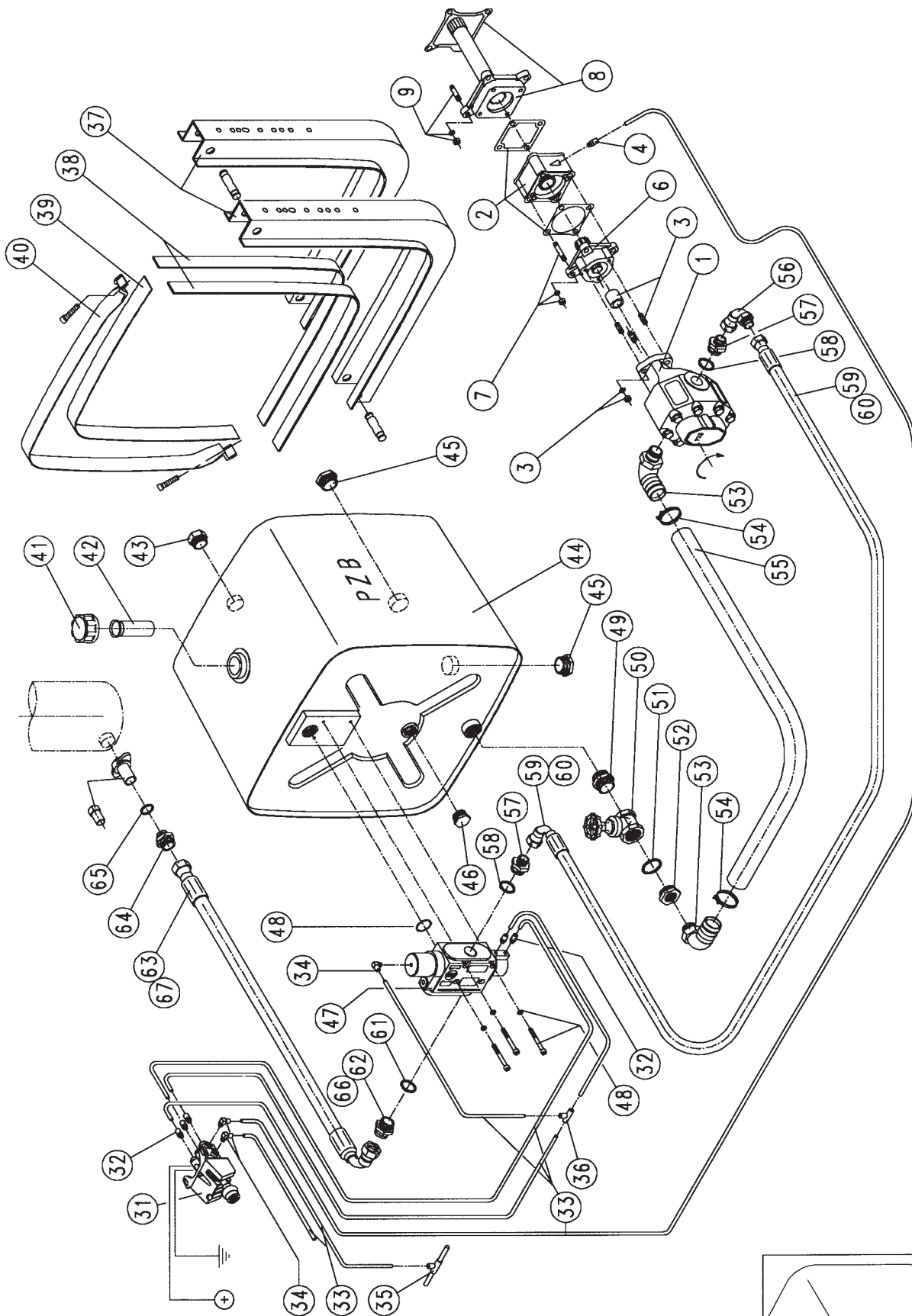


# VOLVO



REF.	CODE N°	DESCRIPTION	Q.TY	KIT CODE N°	KIT DESCRIPTION
1	3.1.2.3.083.1.0.0	XP 83S gear pump	1	European standard	PTO/gear pump assembly  Pressure: <b>220</b> bar max.
2	3.2.00.02.00.0.0	ISO 4 bolt PTO for ZF 5-35/6-36 gearbox	1		
3	2.05.002.0000	Kit 16 PTO/pump coupling	1		
4	1.10.99.001.00	Air fitting	1		
6	3.5.2.003.0.0.0.0	AS 108, 4 to 3 bolt pump adaptor	1		
7	2.05.278.0000	4 bolt M12x95 stud kit	1		
8	2.05.244.0000	PTO/g.box kit VOLVO R 1000/1400 SR 1400/1700/2000	1		
9	2.05.087.0000	4bolt M12 stud kit	1		
31	3.3.2.022.18.00	Modulating cab control with PTO disengagement	1		
32	0.13.00.008.00	Air fitting G1/8"	5		
33	0.99.00.157.00	6x4 mm air pipe, 25 m black	1		
34	0.13.00.009.00	90° air fitting G1/8"	3		
35	0.13.00.011.00	8/6 - 6/4 "T" coupling for air tubing	1		
36	0.13.00.006.00	6/4 "T" coupling for air tubing	1		
37	0.99.00.170.00	Mounting brackets for side red tanks	2	<b>2.05.360.0000</b>	Side red tank bracket kit
	0.99.00.294.00	Mounting brackets for side grey tanks	2	<b>2.05.532.0000</b>	Side grey tank bracket kit
38	0.99.00.173.00	40 x 5 mm, 5 m long felt strip	1		
39	0.99.00.172.00	2,5 m rubber strip	1		
40	0.99.00.171.00	Metal straps for side red tanks	2		
	0.99.00.295.00	Metal straps for side grey tanks	2		
41	0.12.01.069.00	Filler cap	1	<b>2.16.017.0000</b> <b>2.16.036.0000</b>  <b>2.16.018.0000</b> <b>2.16.037.0000</b>	Tank options:  <b>170</b> l side mounted red tank kit <b>170</b> l side mounted grey tank kit  <b>205</b> l side mounted red tank kit <b>205</b> l side mounted grey tank kit
42	0.99.00.189.00	Filter	1		
43	0.12.01.070.00	Level indicator	1		
44	0.99.00.166.00	170 l side mounted tank (B type)	1		
	0.99.00.167.00	205 l side mounted tank (Atype)	1		
45	0.12.01.032.00	G1 <sup>3</sup> / <sub>4</sub> plug	2		
	0.08.99.003.00	G1 <sup>3</sup> / <sub>4</sub> gasket	2		
46	0.12.01.074.00	G1" plug	1		
	0.08.99.005.00	G1" gasket	1		
71	0.99.00.175.00	Rear cab Z bracket	4		
72	0.99.00.178.00	80 x 5 mm, 0,8 m long felt strip	1		
73	0.99.00.172.00	2,5 m rubber strip	1		
74	0.99.00.177.00	Metal straps for rear cab tanks	2		
75	0.99.00.174.00	Rear cab U bracket	2		
76	0.99.00.176.00	781-091 anti-vibration mounting	4		
77	0.03.02.001.00	Self locking nut M10 UNI 7473 CL RES 10	8		
78	0.04.01.074.00	Washer 10,5 UNI 6592	8		
41	0.12.01.069.00	Filler cap	1	<b>2.16.019.0000</b>	<b>195</b> l rear cab tank kit
42	0.99.00.189.00	Filter	1		
43	0.12.01.070.00	Level indicator	1		
79	0.99.00.168.00	195 l rear cab tank (C type)	1		
45	0.12.01.032.00	G1 <sup>3</sup> / <sub>4</sub> plug	1		
	0.08.99.003.00	G1 <sup>3</sup> / <sub>4</sub> gasket	1		
46	0.12.01.074.00	G1" plug	1		
	0.08.99.005.00	G1" gasket	1		
47	3.3.1.045.00.14	DP 25 tipping valve 140 bar	1	Tank mounting	Tipping valve options, to be selected according to the working pressure of the hydraulic system
	3.3.1.045.00.17	DP 25 tipping valve 170 bar			
	3.3.1.045.00.22	DP 25 tipping valve 220 bar	1	Frame mounting	
	3.3.1.045.30.14	DP 25 tipping valve 140/220 bar, dual pressure			
47	3.3.1.045.20.14	DP 25 tipping valve 140 bar, with end-of-stroke	1	Frame mounting	
	3.3.1.045.20.17	DP 25 tipping valve 170 bar, with end-of-stroke			
	3.3.1.045.20.22	DP 25 tipping valve 220 bar, with end-of-stroke			
48	2.05.365.0000	Stud kit	1	<b>2.05.365.0000</b>	Stud kit for tank mounting of DP 25
	2.05.372.0000	Stud kit, for frame mounted tipping valve	1	<b>2.05.372.0000</b>	Stud kit for frame mounted tipping valve
49	1.10.02.057.00	G1 <sup>3</sup> / <sub>4</sub> -G1 <sup>1</sup> / <sub>2</sub> M/M adaptor	1	<b>2.99.045.0000</b>	Suction hose kit
50	0.99.00.181.00	Isolating valve	1		
51	0.04.01.118.00	G1 <sup>3</sup> / <sub>4</sub> copper washer	1		
52	1.10.02.058.00	G1 <sup>3</sup> / <sub>4</sub> - G1" M/F adaptor	1		
53	2.17.008.0000	G1" swivel suction elbow, 90° swept	2		
54	0.99.00.180.00	Hose clip	2		
55	0.99.00.179.00	45 mm i.d., 2 m long suction hose	1		
56	0.13.00.019.00	G <sup>3</sup> / <sub>4</sub> " M/F elbow	1	<b>2.99.055.0000</b>	Pump-valve hose kit <b>140-220</b> bar
57	0.13.00.021.00	G1" - G <sup>3</sup> / <sub>4</sub> " M/M adaptor	2		
58	0.04.01.119.00	G1" copper washer	2		
59	0.99.00.182.00	G <sup>3</sup> / <sub>4</sub> ", 2 m long hose (Flexopak2)	1		
61	0.04.01.119.00	G1" copper washer	1	<b>2.99.075.0000</b>	Valve-cylinder hose kit <b>140-170</b> bar for tipping cylinders having 1" BSP male or <sup>3</sup> / <sub>4</sub> " BSP female inlet port
62	0.13.00.022.00	G1" - G1" M/M adaptor	1		
63	0.99.00.184.00	G1", 4 m long hose (Flexopak2)	1		
64	0.13.00.021.00	G1" - G <sup>3</sup> / <sub>4</sub> " M/M adaptor	1		
65	0.04.01.120.00	G <sup>3</sup> / <sub>4</sub> " copper washer	1		
When fitting P1 pumps 12 to 60cc or XP 84 - 100 - 116 gear pumps required G1 <sup>3</sup> / <sub>4</sub> -G1" M/F adaptor code 1.10.02.058.00 and G1 <sup>3</sup> / <sub>4</sub> copper washer code 0.04.01.118.00					