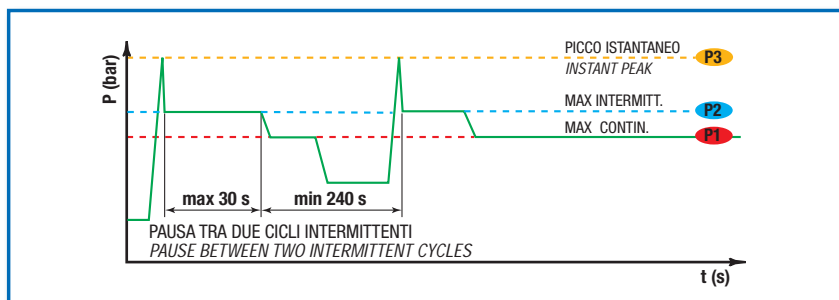


DATI TECNICI / TECHNICAL DATA

ESEMPIO CICLI LAVORO / EXAMPLE OF WORKING CYCLES



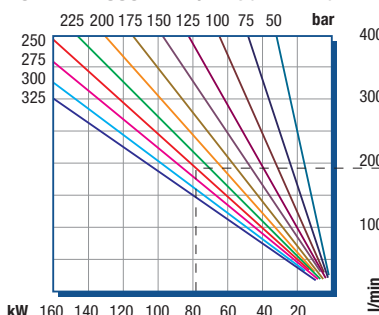
Pressione d'aspirazione: Inlet pressure:	0.7 ÷ 1.5 bar (assoluti/absolute)
Campo viscosità lavoro: Operating viscosity range:	12 ÷ 100 cSt
Temperatura fluido °C (t): Fluid temperature °C (t):	-10° + 80° C

Pressione Lavoro Working Press. P2	Contaminazione / Contamination		Filtro / Filter βx = 75
	NAS 1638	ISO 4406	
≤ 200 bar	12	21/18	40 μm
≥ 200 bar	11	20/17	25 μm

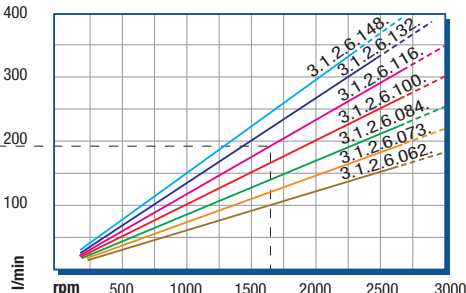
◀ **FILTRAZIONE CONSIGLIATA (ritorno o mandata)**
RECOMMENDED FILTERING (return or outlet)

TIPO / TYPE	ISO 73	
	Vg	cm ³ /n cm ³ /rev.
Cilindrata Displacement	Vg	cm ³ /n cm ³ /rev.
Pressione massima continua Max continuous operating pressure	P1	bar
Pressione massima intermittente Max intermitt. operating pressure (max 30 s)	P2	bar
Pressione massima di picco Max peak pressure (≤ 0.1 s)	P3	bar
Velocità massima intermittente Max intermittent speed (P ≤ 20 bar)	n3	r.p.m.
Velocità massima continua Max continuous speed (≤ P1)	n1	r.p.m.
Velocità minima intermittente Min intermittent speed (≤ P2 x 0.5) (max 30 s)	n4	r.p.m.

POTENZA ASSORBITA / ABSORBED POWER



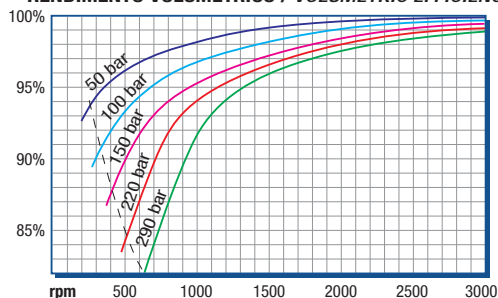
PORTATA / CAPACITY



RILIEVI ESEGUITI CON OLIO
 ISO VG 46 A 50° C (ν=30 cSt)
 THE ABOVE SPECIFICATIONS
 REFER TO OIL TYPE ISO
 VG 46 AT 50° C (ν=30 cSt)

DIAGRAMMI / DIAGRAMS

RENDIMENTO VOLUMETRICO / VOLUMETRIC EFFICIENCY



COPPIA ASSORBITA / INPUT TORQUE

